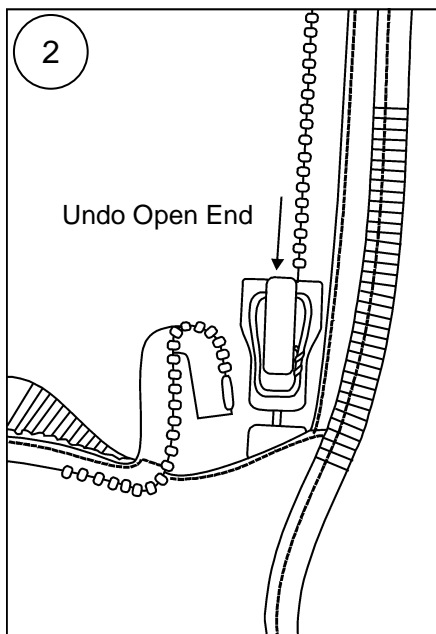
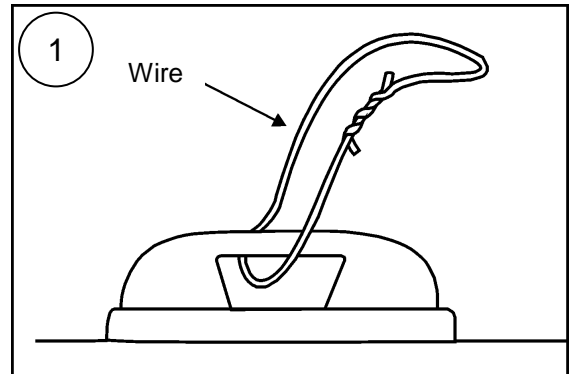
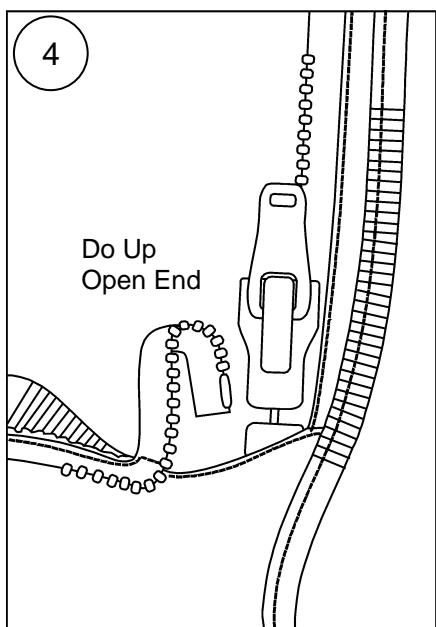
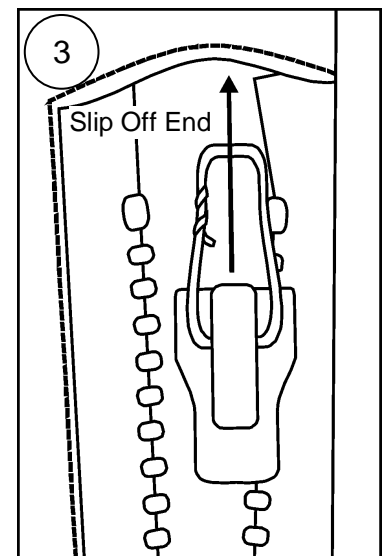


1. Place a piece of wire into the hole in the runner



2. Undo the zip right to the end and push it under the stitched end of the pocket to the inside. Undo opened ended zip as if undoing a jacket.

3. Run the runner back along one side of the zip and off the end.



4. Take a new runner and thread it on the top end of the zip, this is the side with the zip stop at the bottom.

Push it all the way along to the bottom stop on the inside of the pocket.

It is important to keep the tab of the zip pointing upwards. Fit the thin part of the other side of the zip into the slot.

Gradually feed the new zip runner up the zip and out of the pocket.