



APD45 & APD90 Ratchet Pocket Reels

APD45 & APD90 Ratchet Pocket Reels

The 45m & 90m Ratchet Pocket Reels are compact, versatile multi-purpose dive reels which can be used for navigation from a fixed point, such as the bottom of a shot-line, or for the deployment of a Surface Marker Buoy (SMB).

The notes below apply to both reels.



IMPORTANT NOTE – BEFORE FIRST USE

The Dyneema line has been machine-wound on the spool. To ensure the line runs freely **it is vital that you UNWIND IT FULLY on dry land** and then rewind manually before your first dive.

This will also give you the opportunity to accurately measure the line if this is required.



APD90

APD45

Specifications:

- | | |
|---|---|
| <ul style="list-style-type: none">▪ Fully enclosed design▪ Glass reinforced polymer case▪ 90m Dyneema line▪ Ratchet & Free-running modes▪ Thumb lever to switch modes▪ Thumb lever free-running lock-off▪ Adjustable hand-strap▪ 115mm AP branded boltsnap | <ul style="list-style-type: none">▪ Fully enclosed design▪ Glass reinforced polymer case▪ 45m Dyneema line▪ Ratchet & Free-running modes▪ Thumb lever to switch modes▪ Thumb lever free-running lock-off▪ Adjustable wrist-strap loop |
| <ul style="list-style-type: none">▪ Dimensions: 9.5cm x 6.5cm▪ Weight: 320g | <ul style="list-style-type: none">▪ Dimensions: 8cm x 4.5cm▪ Weight: 200g |


Unique Features:

- Made with glass reinforced polymer, the pocket reels are rugged yet very light and compact. They sit comfortably in the palm of the hand and are easily stowed.
- The fully enclosed design significantly reduces the risk of bird-nest tangling of the line, a common problem with open reels.
- The highly visible Dyneema braided line is extremely strong and also positively buoyant which means that it will rise above the sea-bed or wreckage when played out, helping to avoid entanglement and delay on the return journey.
- The loud audible ratchet-click when winding in aids the diver in judging ascent speed and also lets other divers know you are returning or ascending.
- The on/off thumb lever changes between ratchet and free-running modes. Simply press down to lock-off and tap-right to release and re-engage ratchet mode. The lock-off design means that you do not have to keep your thumb on it in free-running mode when used as a navigation reel. (See the operational warning note below)

OPERATIONAL WARNINGS



- As trained, **DO NOT** deploy an SMB to the surface from depth with the reel attached to your kit or with the wrist-loop (APD45) or hand-strap (APD90) secured on your hand. The reel should be lightly held so that it is possible to let go easily should you decide this is necessary.



- When using the reel to deploy an SMB take great care not to accidentally push the locked-down lever to the right as this will release it from its locked-down position and re-engage the ratchet mode causing the line to stop playing out. Obviously, you will develop your own preferred technique for line release but it is recommended that you should **KEEP YOUR THUMB ON THE LEVER DURING SMB DEPLOYMENT**.

Using Your Reel



Free-running Mode

To disengage the ratchet for line release: depress the lever with your thumb until the catch locks down into place. The line will now run freely. **For safety, when deploying an SMB, keep the lever held down with your thumb.**



Ratchet Mode


To re-engage the ratchet: move the lever to the right away from the spool hole. The spring-loaded lever will pop-up to its original position and activate the ratchet.




APD45: adjust the wrist-strap to suit, using the spring toggle.



APD90: adjust the hand-strap to suit, using the Velcro webbing

Tying Off and Releasing


When using the reel for navigation: find a suitable anchor point and take a turn around it.



Feed the reel back through the large loop in the end of the line by spreading your fingers as shown.



Pull the line tight on to the anchor point.



To release the knot: pull the large O-ring and slacken the line enough so that you can feed the reel back through the loop and remove the line from the anchor point

Cleaning & Servicing

The 45m & 90m Ratchet Pocket Reels are low maintenance products but we recommend you follow these guidelines:

- Soak and rinse the reel in clean fresh water after every dive to remove salt and prevent any chemical damage to the product.
- Check the line is running freely before every dive. If you are not sure, unwind the line fully on dry land and rewind carefully ensuring an even distribution on the spool. When fully rewound there should be an even gap between the spooled line and the inside of the casing with none of the line in contact/rubbing against the case.
- Do this periodically as part of your general kit service and include an inspection for damage to the line.
- It is very unlikely, but if the line suffers a birds-nest tangle, unwind, disentangle if possible and rewind. If you can't disentangle the line, obviously **DO NOT DIVE** with the reel.
- If you wind-in too far so that the O-ring disappears into the casing: keep winding until it reappears and recover the end of the line.
- If you suspect the line has become damaged (on sharp wreckage for example) unwind the line fully and inspect it carefully along the entire length. If you discover fraying, cutting or any other damage **DO NOT DIVE** with the reel.
- DO NOT attempt to dismantle the reel. The hex bolts are torqued to spec & the reel is then tested. Any change to this spec will interfere with the reel's safe and proper operation.
- DO NOT attempt to lubricate the reel. The central spools operate on hard-wearing self-lubricating PTFE bearings. Neither reel requires any additional lubrication.

Warranty

This APD45 & APD90 Reels are covered by AP's 2 year warranty against defects in materials or workmanship. This warranty is only extended to the original purchaser and is not transferable. A copy of the receipt must be presented whenever obtaining warranty service.

Copyright and Applicable Law

This manual is copyrighted, all rights reserved. It may not, in whole or in part, be copied, photocopied, reproduced, translated, or reduced to any electronic medium (including the Internet) or machine-readable form without prior consent in writing from AP Diving.

All products are sold on the strict understanding that only English Law applies in cases of warranty claims and product liability, regardless of where the equipment is purchased or used. Should a claim be made then the venue for this would be in Truro, England.

© 2021 Ambient Pressure Diving Ltd.



CONTACT INFORMATION

Telephone (from UK): 01326 56 10 40

Telephone (Outside the UK): 0044 1326 56 10 40

Email: sales@apdiving.com

Web UK: www.apdiving.com

Web EU: www.apdiving.eu

AP Diving
Water-ma-Trout Ind. Est.
Helston, Cornwall, UK
TR13 0LW